

Full name _____

Dealer _____

E-mail _____

Street address _____

City _____ State _____

Country _____ ZIP Code _____

Telephone _____

Male Female Height Weight


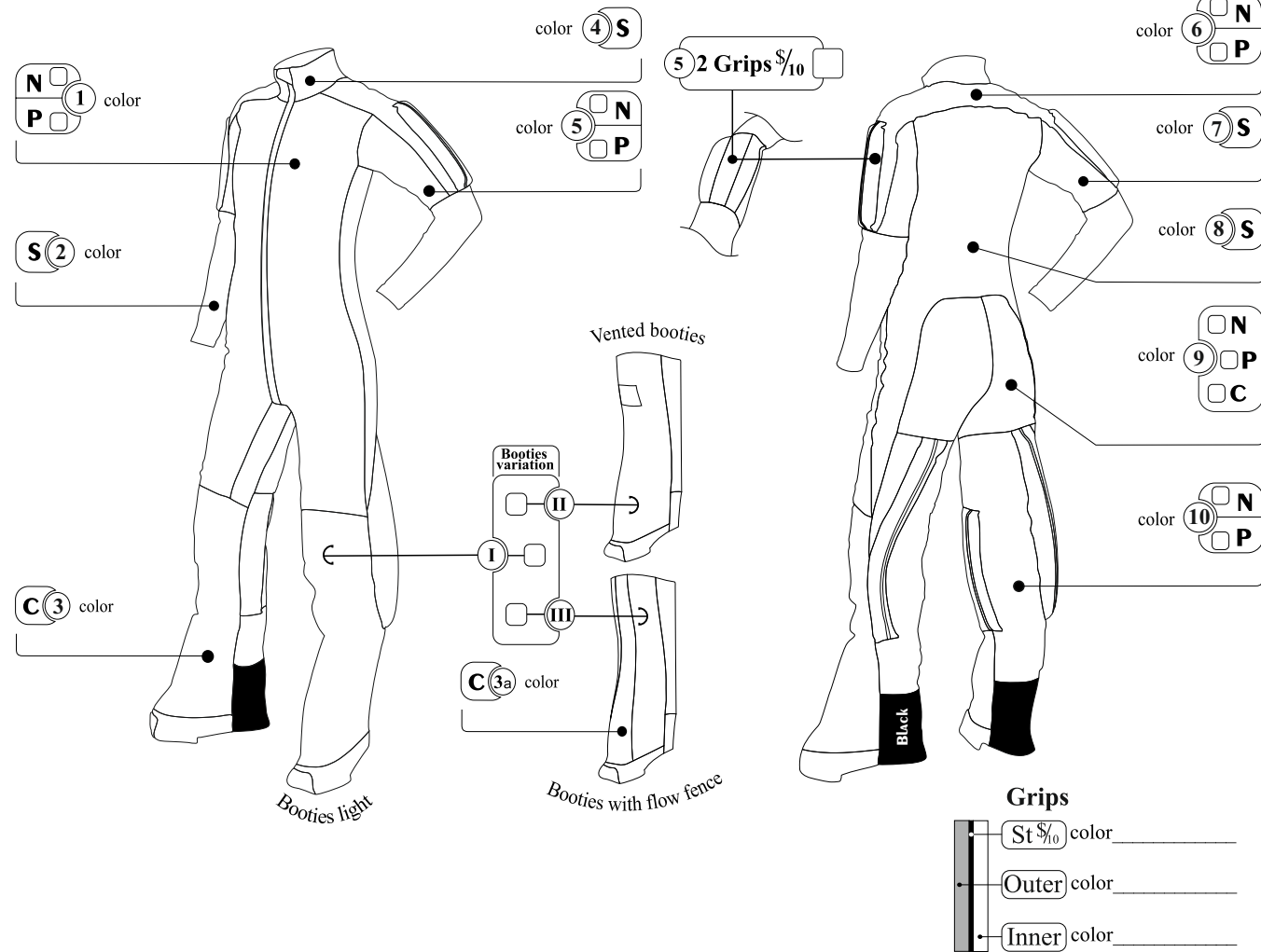
Measuring Guide - visit www.skylarkparachutes.com

1 <input type="text"/>	9 <input type="text"/>	18 <input type="text"/>
2 <input type="text"/>	10 <input type="text"/>	19 <input type="text"/>
3 <input type="text"/>	11 <input type="text"/>	20 <input type="text"/>
4 <input type="text"/>	12 <input type="text"/>	21 <input type="text"/>
5 <input type="text"/>	13 <input type="text"/>	22 <input type="text"/>
6 <input type="text"/>	14 <input type="text"/>	23 <input type="text"/>
7F <input type="text"/>	15 <input type="text"/>	24 <input type="text"/>
7B <input type="text"/>	16 <input type="text"/>	25 <input type="text"/>
8 <input type="text"/>	17 <input type="text"/>	26 <input type="text"/>

Female only

Shoe size Perimeter of your Footwear

Additional instructions



Embroidery

skyexcellence by skylark

Text \$20 _____

Embroidery size x mm

Embroidery location (detail number P,N)

Font _____

Graphics \$40 _____

File name _____

Embroidery size x mm

Embroidery location (detail number P,N)

- Polycotton (P)
- Nylon (N)
- Cordura (C)
- Spandex(S)
- Stripe (St)

Zipper

Standart _____

Windproof \$10 _____

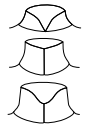
Color _____

Collar option

Sport _____

High Collar _____

"Polartec" \$10 _____



External pocket

Thigh \$5 _____